

# BE HALLOWEEN Safe

Halloween is a fun, and spooky, time of year for kids. Make trick-or-treating safe for your little monsters with a few easy safety tips.



Sparky® is a trademark of the NFPA.

## Halloween Fire Safety Tips

- »» When choosing a costume, stay away from billowing or long trailing fabric. If your child is wearing a mask, make sure the eye holes are large enough so they can see out.
- »» Provide children with flashlights to carry for lighting or glow sticks as part of their costume.
- »» Dried flowers, cornstalks and crepe paper are highly flammable. **Keep** these and other decorations well away from all open flames and heat sources, including light bulbs, and heaters.
- »» It is safest to use a flashlight or battery-operated candle in a jack-o-lantern. If you use a real candle, use extreme caution. Make sure children are watched at all times when candles are lit. When lighting candles inside jack-o-lanterns, use long, fireplace-style matches or a utility lighter. Be sure to place lit pumpkins well away from anything that can burn and far enough out of way of trick-or-treaters, doorsteps, walkways and yards.
- »» Remember to keep exits clear of decorations, so nothing blocks escape routes.
- »» Tell children to stay away from open flames. Be sure they know how to stop, drop and roll if their clothing catches fire. (Have them practice, stopping immediately, dropping to the ground, covering their face with hands, and rolling over and over to put the flames out.)

**Use** flashlights as alternatives to candles or torch lights when decorating walkways and yards. They are much safer for trick-or-treaters, whose costumes may brush against the lighting.

If your children are going to **Halloween parties** at others' homes, have them look for ways out of the home and plan how they would get out in an emergency.

### Did you know?



Decorations are the first thing to ignite in **900** reported home fires each year. Two of every five of these fires were started by a candle.



Your Source for SAFETY Information

NFPA Public Education Division • 1 Batterymarch Park, Quincy, MA 02169

[www.nfpa.org/education](http://www.nfpa.org/education)

# Halloween Tips



Halloween is a time of fun and festivity. Candy corn, costumed children and carved pumpkins set the scene. Follow these simple tips to make sure your Cinderella or Frankenstein does not get spooked by holiday dangers:








- Only permit trick-or-treating at the homes of friends and neighbors you know well.
- When purchasing costumes and accessories, buy only those marked "flame retardant" or "flame resistant".
- Avoid costumes made of long, flowing material and accessories that can move or blow over open flames.
- Choose costumes that are light, bright and clearly visible. Apply reflective tape to the front and back of costumes to help motorists see your child.
- To keep vision clear, consider using face paint instead of masks.
- Give your child a flashlight to light the way.
- Examine all treats thoroughly before allowing children to eat them.
- Throw away open treats, those not in their original wrappings and homemade goodies from unknown sources.
- Slice open fruit to check for foreign objects.
- Contact Poison Control Center Hotline if you believe your child has consumed anything hazardous. The national hotline number is 1-800-222-1222. Notify local police of any suspicious candy.

**PRACTICE THESE SIMPLE TIPS TO  
HAVE A SAFE AND  
HAPPY HALLOWEEN.**





# HALLOWEEN SAFETY TIPS

-  Go Trick-or-Treating with a grownup.
-  Visit only people you know.
-  Make sure your costume lets you see and hear perfectly. You need to be able to watch and listen for cars.
-  Make sure your costume fits. It's easy to trip on costumes that are too long or shoes that are too big.
-  Wear brightly-colored clothing. Put "glow-in-the-dark" patches or strips on your costume so drivers can see you.
-  Carry a flashlight.
-  Don't eat treats until you show them to your parents or a trusted adult.